



TCS2 Report - Retention

Report Last Refreshed 10/14/19

Fall 2018 Cohort Retention Rates

	Fall 2018 Cohort*	Retained to Winter 2019 or Graduated**	Retained to Fall 2019 or Graduated***
Headcount	5,052	3,946	3,074
Retention Goal		90.00%	80.00%
Percent Retained		78.11%	60.85%
Variance between Retention Goal and Actual		-11.89%	-19.15%

	Cohort Graduates	Percent of Fall 2018 Cohort
Fall 2018	177	3.50%
Winter 2019	313	6.20%
Spring 2019	210	4.16%
Total	700	13.86%

*The Fall 2018 Cohort excludes Guest Students and non-credit enrollments.

** Includes Cohort students graduating in Fall 2018.

***Includes Cohort students graduating in Fall 2018, Winter 2019 or Spring 2019.

Fall 2017 Cohort Retention Rates

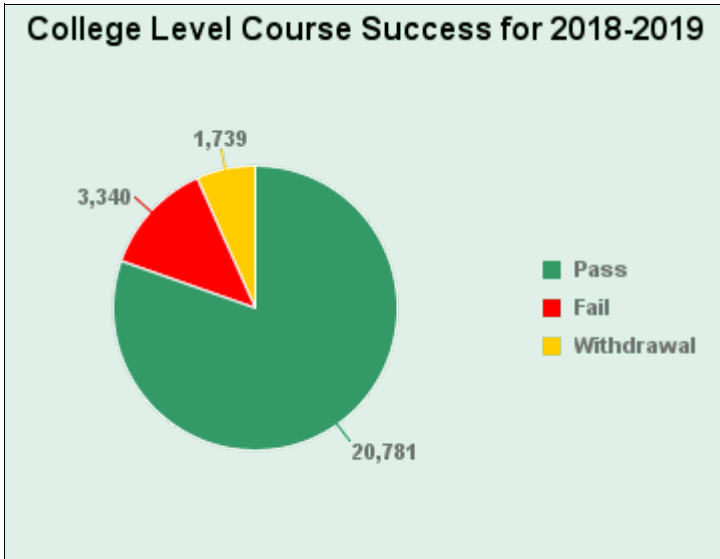
	Fall 2017 Cohort*	Retained to Winter 2018 or Graduated**	Retained to Fall 2018 or Graduated***
Headcount	5,280	4,008	2,938
Retention Goal		90.00%	80.00%
Percent Retained		75.91%	55.64%
Variance between Retention Goal and Actual		-14.09%	-24.36%

	Cohort Graduates	Percent of Fall 2017 Cohort
Fall 2017	170	3.22%
Winter 2018	317	6.00%
Spring 2018	144	2.73%
Total	631	11.95%

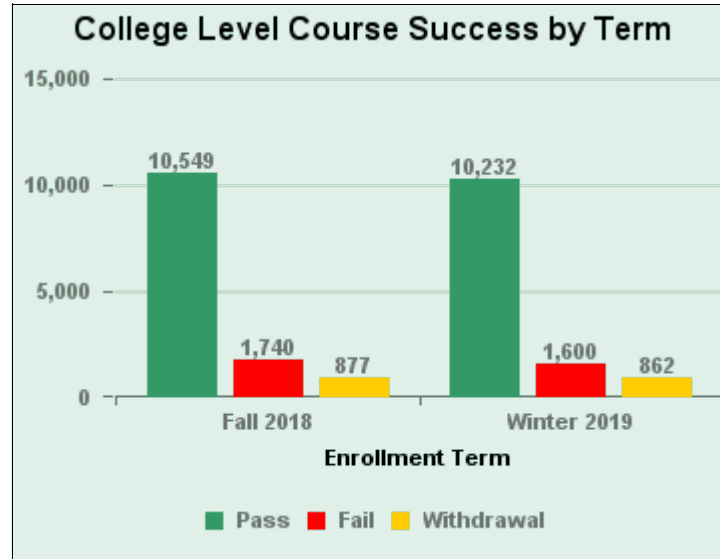
*The Fall 2017 Cohort excludes Guest Students and non-credit enrollments.

** Includes Cohort students graduating in Fall 2017.

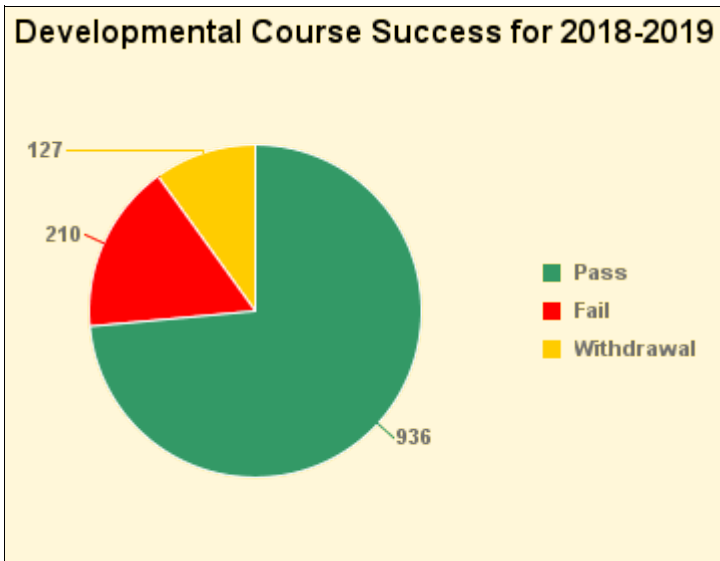
***Includes Cohort students graduating in Fall 2017, Winter 2018 or Spring 2018.



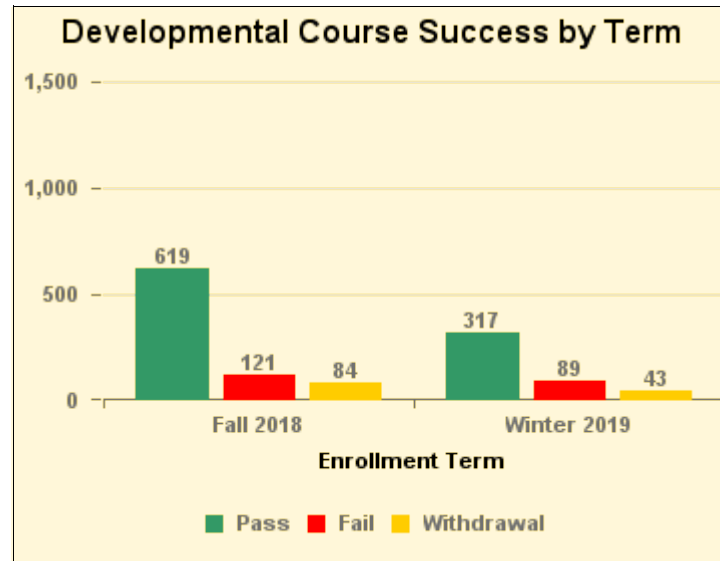
All Semesters
80.36%
12.92%
6.72%



Fall 2018	Winter 2019
80.12%	80.61%
13.22%	12.60%
6.66%	6.79%



All Semesters
73.53%
16.50%
9.98%



Fall 2018	Winter 2019
75.12%	70.60%
14.68%	19.82%
10.19%	9.58%

- Pass includes grades of 2.0 and higher, or a Passing (P) grade
- Fail includes grades of less than 2.0, or a Failing (F) grade.
- Withdrawal is a Grade of Withdraw (W).
- Grades of Incomplete (I), Audit (Y), and Withdrawal Exception (WX) have been excluded from this report.

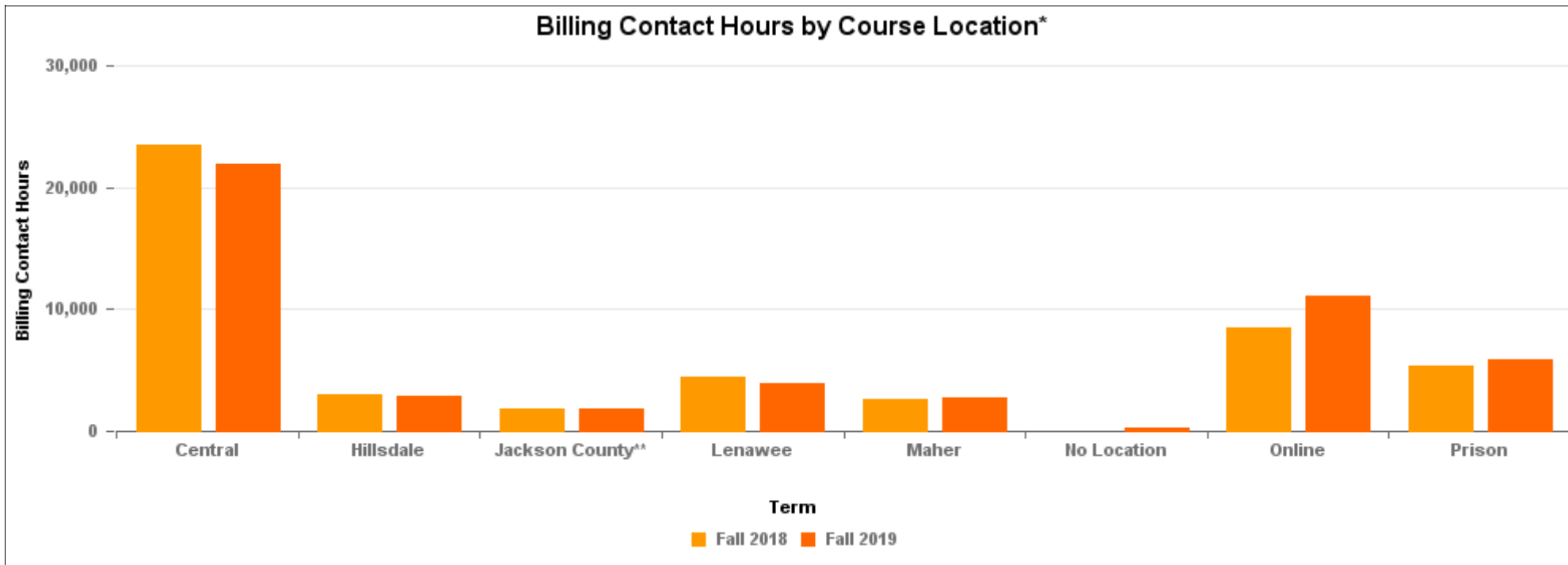


TCS2 Report - Enrollment

FY 20 (2019-20) = July 1, 2019 to June 30, 2020

Report Last Refreshed 10/14/19

	Headcount	Credit Hours	Billing Contact Hours (BCH)	% of Total BCH	Semester BCH Goal	% of Semester BCH Goal Met
Fall 2019	5,415	46,924.00	50,345.26	100.00%	53,168.00	94.69%
Total:	5,415	46,924.00	50,345.26	100.00%	53,168.00	94.69%



*Courses with No Location or Other have been removed from the results.

**Jackson County location primarily includes sections at the Jackson College Flight Center, clinical sites, Jackson Area Career Center and Jackson county high schools.